


# Ev Ödevim





1. "k, K" sesini yazalım.



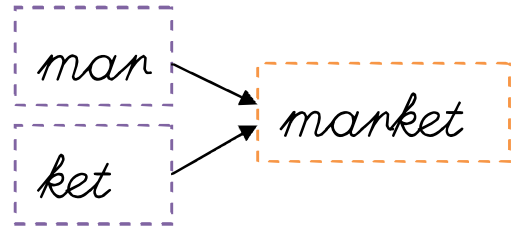
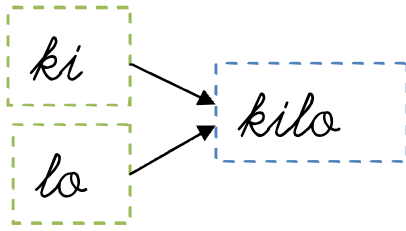
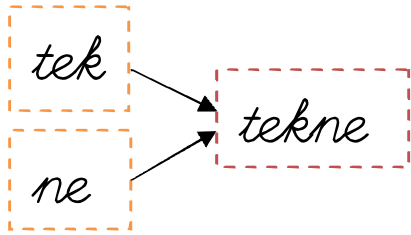
k

K

2. Üzerinde "k" sesi olan ördekleri boyayalım.



3. Sözcükleri okuyup yazalım.








Blank writing lines for the word 'tekne'.

Blank writing lines for the word 'kilo'.

Blank writing lines for the word 'market'.

4.Sözcükleri,uygun görsellerle eşleştirelim.

etek	kalem	toka	tenlik	ekmek
				

5.Cümleleri uygun sözcüklerle tamamlayalım.

iki	kemenini	anlat	erik
-----	----------	-------	------

\* Ekin.....toka al.

\* Kemal.....al.

\* Okan.....tak.

\* Anlat Emel.....

6.Cümleleri okuyalım.

Manketten koli koli  al.

Kutu kutu kek al.

İki tane ekmek al.

Kantarla armut tart.

Kemal kana erik alma.